

- New wAP Access Points
- New software release strategy
- hAP
- hap lite - new case
- hEX

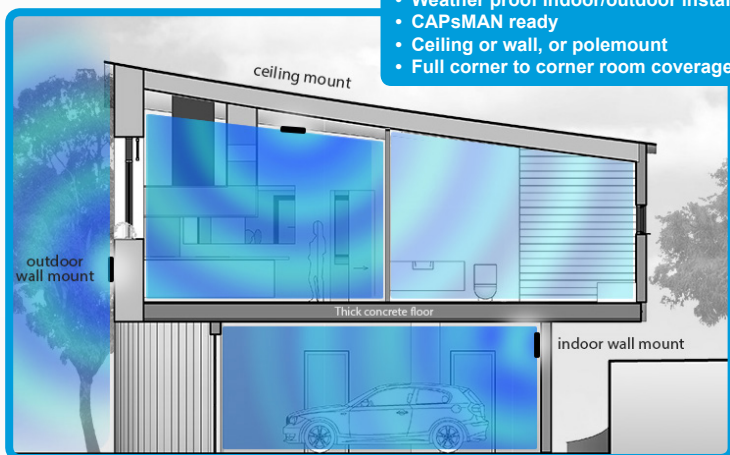
- CHR and network simulation instructions
- DynaDish 5
- quickMOUNT PRO
- Recent MUMs
- Upcoming MUM events

## New wAP Access Points

The wAP (wall access point) is a small weatherproof wireless access point for your mobile devices, perfect for installation outside your house, in the garden, on your porch or anywhere else where you need wireless access from your phone or computer.

It can be mounted on a ceiling, wall or a pole, as you prefer. Everything is included - drill template, plastic ties, screws and screw anchors. The cable can be routed through the wall through the breakout on the back of the case, to make your installation look clean and inconspicuous.

- Passive PoE and 802.3af/at with unshielded cable
- Weather proof indoor/outdoor install
- CAPsMAN ready
- Ceiling or wall, or polemount
- Full corner to corner room coverage



\$45

[View product online](#)

The wAP can also be securely closed, so that only the installer can open it using the provided special screwdriver. Since the unit is attached from the inside of the case, this makes your device safe to use in public locations.

The device has one 10/100 Ethernet port and can be mounted on a wall to provide basic internet access in any location. It looks unobtrusive and sleek, available in two colours - black (RBwAP2nD-BE) or white (RBwAP2nD).



24V 0.38A  
Power adapter



Wall board  
mounting kit



PoE injector



2x plastic  
polemount  
straps



Ceiling droptail  
mount base

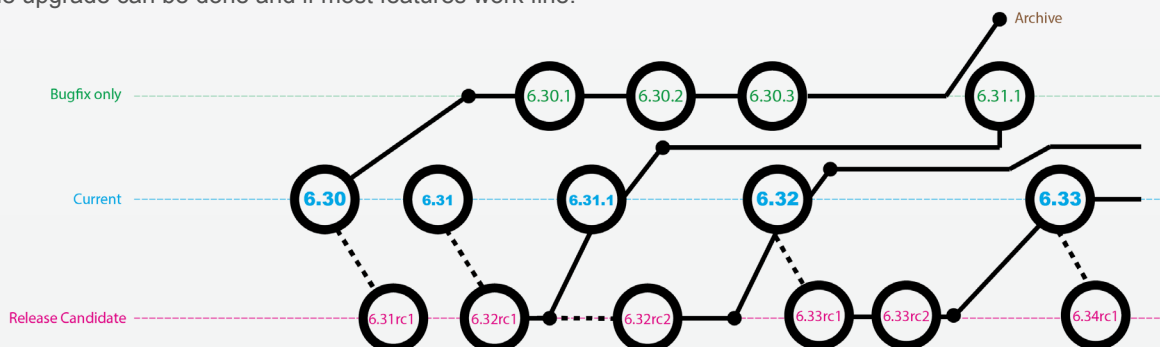


## New software release strategy

We have introduced a new software release strategy, where bug fixes will be separated from new features. Now, you will be able to upgrade RouterOS without adding any new features, just the most important fixes.

Starting from v6.31 you are able to select a release "branch" in the quickset upgrade menu and web download site. The choices are "Bugfix only", "Current" and "Release candidate". Bugfix only will only contain verified fixes, and no new features. Any version can be chosen to be a bugfix version, it is not indicated by the version number, but RouterOS will show the version type (starting v6.33).

The Current release contains the same fixes but also new features and other improvements, sometimes also less critical fixes than in Bugfix. And finally the Release Candidate is more likely to a nightly build. We will not do intensive testing before publishing these, only check if the upgrade can be done and if most features work fine.



The graphic illustrates an example release flow in all these branches.

## hAP

This small home access point is the perfect device for homes or small offices where all you need is a wireless AP and a few wired devices connected. Based on our popular RB951-2n, the new hAP is an improvement in many areas.

The device can be powered from the power jack or with passive PoE from a PoE injector. The power adapter is included. The hAP is preconfigured, so all you need to do, is plug in the internet cable, the power, and start using the internet by connecting to the MikroTik network.

[View product online](#)



\$45



24V 0.8A power adapter



\$21.95

## hAP lite - new case!

hAP lite new case: The beloved hAP has received a makeover! Improved looks and home friendly colours will make it easy to use in any location. The hAP is now truly a home access point and will look great on your bookshelf or on the table next to your TV.



5V 0.7A power adapter

[View product online](#)

## hEX

The hEX is a small five port Gigabit ethernet router in a nice plastic case for managing your wired SOHO network.

The unit is equipped with a powerful 720MHz CPU, 64MB RAM, five Gigabit Ethernet ports and a RouterOS L4 license. The device supports 6-30V input voltage and passive PoE input.



12V 1A power adapter

[View product online](#)



\$59.95

## CHR and network simulation instructions

We are releasing a test version of an exciting new feature - **Cloud Hosted Router (CHR)**.

It is a Virtual Machine image of RouterOS that has full functionality of RouterOS without any kind of conventional RouterOS license, with the limitation of 1Mbit per interface, in future, we will offer unlimited speed with a perpetual license or subscription. This allows you to use RouterOS in training classes, for testing, for experimentation or any other purpose, without the need for a 24h trial or a Demo license.

### Download and usage instructions

<http://forum.mikrotik.com/viewtopic.php?f=21&t=98981>

### Virtual lab setup example with GNS3

<http://forum.mikrotik.com/viewtopic.php?f=2&t=99658>

## DynaDish 5

The DynaDish 5 is a new 802.11ac outdoor device with an integrated antenna. Compact in it's design, it is a simple and completely integrated product with everything you need to quickly install a reliable point to point link.

The DynaDish 5 is powered by a new 720MHz CPU from Qualcomm.

### New 802.11ac outdoor device

- ideal for long distance point-to-point links
- 5GHz dual chain board integrated into 25dBi dish antenna with 8 degree beam width
- 720Mhz CPU 300MHz DDR2
- one Gigabit Ethernet port

The antenna is a 8 degree 25dBi dish, and it includes a precise alignment mount, ideal for long range point to point wireless links.



24V 0.8A Power adapter



Precision mount



U kit



Gigabit PoE injector

[View product online](#)



## quickMOUNT PRO

The quickMOUNT pro is a advanced wall mount adapter for small point to point and sector antennas. You can mount it on the wall or use it as an adapter from large diameter pole to small size antenna mounting clip ensuring reliable fitment.

The quickMOUNT pro gives the possibility to turn antenna within 140° both in a horizontal and vertical plane. With the quickMOUNT pro it is possible to perfectly set antenna alignment using integrated graduated scale.

You can use the quickMOUNT pro with any pole mountable device or Mikrotiks small mounting clip with weight less than 1.5 kg.

- It's simple and low cost.
- Supports SXT, Omnitik, BaseBox or any other pole mountable device.

The adapter is very durable due to it's special plastic material composite - anvilNITE (TM).



Product code	QMP
Dimensions	95x88x112mm
Tube diameter	35 mm
Max tube diameter to which mount can be attached	65 mm
Maximum antenna weight	1.5 kg
Maximum wind load	100 N
Turn angle for Mikrotik products	140°
Compatible devices	SXT series, Omnitik, 3rd party antennas that are designed to be pole mounted
Material	anvilNITE™



## Recent MUMs

We had two great events in South America recently, the MUM in Ecuador gathered **600 participants** and MUM Colombia had **400**. You can watch the recordings of the presentations on our [Youtube channel](#).

### MUM Ecuador 2015

[Go to Image Gallery](#) [Watch presentations on Youtube](#)



### MUM Colombia 2015

[Go to Image Gallery](#) [Watch presentations on Youtube](#)




## Upcoming MUM events



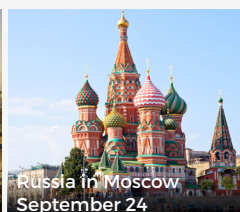
India in New Delhi  
August 28




Thailand in Bangkok  
August 31




Kyrgyzstan in Bishkek  
September 22



Russia in Moscow  
September 24



Japan in Tokyo  
September 27



Myanmar in Yangon  
October 1



Turkey in Istanbul  
October 6



Indonesia in Yogyakarta  
October 9 - 10



Brazil in Florianopolis  
November 5 - 6



Argentina in Buenos Aires  
November 9 - 10